



Instructions – How to fill & sign a PDF document from the website

Click on the link to the PDF

Either Download  or Save  to your desktop and Open this saved document

To fill in your details, click on

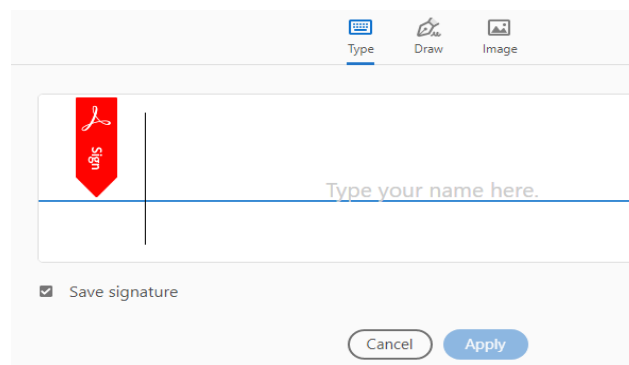


A text box will appear where you can type in the requested information.

To sign the form, click on



A text box will appear where you can type/draw in your name. Click on Apply.



If Fill and Sign is not available, Click on Edit 

Click on Manage Tools

Click on Fill & Sign

